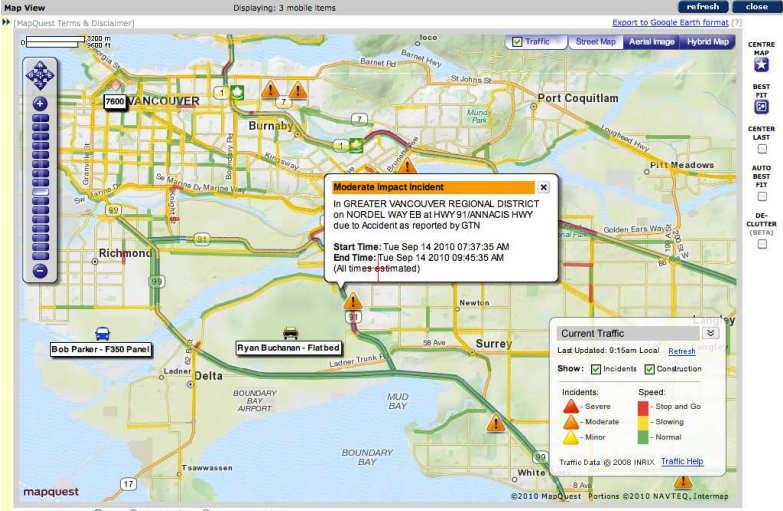


Latest Release of the Contigo System




The latest release of the Contigo System is scheduled for Friday September 24, 2010.

Please see below for a brief description of the enhancements included in this release.

Feature	Description
Traffic data available in live maps	<p>Fleets may become less productive when drivers are caught in traffic conditions that prevent them from reaching their destination in a timely manner. Fleet managers need a way to assist drivers by re-routing them around obstacles. This release of the Contigo system features optional live traffic updates shown on the Map View, Live Locate and Live Tracking windows.</p> <ul style="list-style-type: none"> View road congestion (stop and go, slowing) and traffic incidents (accidents or road construction) on the same maps you use to view your vehicle locations. Hide or display selected traffic obstructions. Click incident icons to view details. 

In addition to the feature above, this release will also include bug fixes and other minor enhancements.

If you have any questions or comments, please do not hesitate to contact us at support@contigo.com.

Information:	Please be aware of the following information regarding the MapQuest traffic feature:
<p>Current Traffic control box</p> 	<p>The MapQuest "Current Traffic" control box may not reliably resize with the map window and may become hidden. If it becomes hidden due to map resizing, enlarge the map to redisplay the box, or hide and redisplay traffic elements by selecting the MapQuest hide/display check box.</p> <p>The last update of the traffic data is listed on the MapQuest traffic control box. Timestamps with a single digit minute (e.g. 5:09pm) may show up incorrectly (e.g. 5:9pm).</p> <p>Dragging the MapQuest traffic control box across the map may intermittently fail to move the box as desired. To move the traffic control box smoothly, drag it at a slower rate.</p>
<p>Traffic Hide/Display checkbox</p> 	<p>The mouse cursor may periodically disappear when navigating to the MapQuest Traffic hide/display check box from above. To avoid this, move your mouse toward the check box from below.</p>
<p>City: Traffic Light icon</p> 	<p>You may only click a traffic light icon to zoom into a city once in a browser session. You must hide and redisplay traffic features to zoom in again.</p>

Best regards,

The Contigo Team