





































## Latest Release of the Contigo System

The latest release of the Contigo System will be completed on Thursday June 21, 2018. Please see below for a brief description of the enhancements included in this release.

Feature	Description																				
<h3>Contigo 6600/6601 DTCs</h3> <div><div><div>GNX6 LTE 2</div><div><span>[0]</span></div><div>-</div><div>014711000122636 (GNX-...</div><div>6601</div></div><div><div>Vehicle Information</div><div>Beacon Information</div><div>Active Faults</div><div>Contact Information</div></div><table><thead><tr><th>Time(Pacific)</th><th>SPN</th><th>SPN Description</th><th>FMI</th><th>FMI Description</th></tr></thead><tbody><tr><td>06/14/2018 10:35AM</td><td>103</td><td>proprietary</td><td>1</td><td>-</td></tr><tr><td>06/14/2018 10:35AM</td><td>104</td><td>proprietary</td><td>1</td><td>-</td></tr><tr><td>06/14/2018 10:35AM</td><td>105</td><td>proprietary</td><td>1</td><td>-</td></tr></tbody></table></div>	Time(Pacific)	SPN	SPN Description	FMI	FMI Description	06/14/2018 10:35AM	103	proprietary	1	-	06/14/2018 10:35AM	104	proprietary	1	-	06/14/2018 10:35AM	105	proprietary	1	-	<p>Contigo 6600/6601 devices now have the capability of reading Diagnostic Trouble Codes from supported vehicle types.</p> <p>Active Faults are displayed in a separate tab in the Vehicle Grid in the portal.</p> <p>The portal can also be configured to send alert notifications when vehicles report critical trouble codes.</p>
Time(Pacific)	SPN	SPN Description	FMI	FMI Description																	
06/14/2018 10:35AM	103	proprietary	1	-																	
06/14/2018 10:35AM	104	proprietary	1	-																	
06/14/2018 10:35AM	105	proprietary	1	-																	
<h3>Background Reports</h3> <div><div><div>Run Report in Background</div><div><p>This report uses a large amount of data and may take some time to generate. It will run in the background and appear under the Background Reports tab when ready. You may continue to use the portal and you will be notified when the report is available. Click "Cancel" to return to the report input screen.</p><p>Please enter a name for the Background Report.</p><p>Report Name: <input type="text" value="stop_report_contigo_dev_201802271603"/></p><div><div>Cancel</div><div>OK</div></div></div></div><div><div>Run Report In:</div><div><div><input type="radio"/> Real Time</div><div><input checked="" type="radio"/> Background</div></div><div><div>Select an item:</div><div><div>6600-Jeff</div><div></div></div><div> View historical names</div></div><div><div>Events to include on report:</div><div><div><input checked="" type="checkbox"/> Select All Events</div><div><input checked="" type="checkbox"/> Accident Detection</div><div><input checked="" type="checkbox"/> Change Of Direction</div><div><input checked="" type="checkbox"/> Arm Where Parked</div><div><input checked="" type="checkbox"/> Check Temp Sensor</div></div></div></div></div>	<p>Certain reports take longer to prepare due to the volume of data that must be processed.</p> <p>The user now has the option of running these reports in the background so that they may continue to work in their portal.</p> <p>Once the report is prepared by the system in the background, the user will receive a notification email indicating it is ready.</p> <p>The following reports are supported:</p> <ul style="list-style-type: none"><li>• Event Details Report</li><li>• Stop Report</li><li>• State by State Mileage Report</li></ul>																				

Feature	Description																
<div><h3>RPM Reporting</h3><div><div>Group report data by: <input checked="" type="radio"/> Event <input type="radio"/> Date and time</div><div>Show Lat/Long: <input type="checkbox"/></div><div>Show GPS Satellites: <input type="checkbox"/></div><div>Show Engine RPM: <input checked="" type="checkbox"/></div><div>Select time range: <input checked="" type="radio"/> This Week ▼</div></div><div><table><tr><th>Nearest Address</th><th>RPM</th></tr><tr><td>2291 British Columbia 7, Vancouver, BC, CANADA, V5N 1W8</td><td>0</td></tr></table><table><tr><th>Nearest Address</th><th>RPM</th></tr><tr><td>Burnaby, BC, CANADA</td><td>1903</td></tr><tr><td>3708-3880 Lougheed Highway, Burnaby, BC, CANADA, V5M</td><td>2055</td></tr></table></div></div>	Nearest Address	RPM	2291 British Columbia 7, Vancouver, BC, CANADA, V5N 1W8	0	Nearest Address	RPM	Burnaby, BC, CANADA	1903	3708-3880 Lougheed Highway, Burnaby, BC, CANADA, V5M	2055	<p>Engine RPM data is now included with event data received from supported vehicle types.</p> <p>If Engine RPM data is available, it may be displayed at any time as an additional column in the Event Details Report.</p>						
Nearest Address	RPM																
2291 British Columbia 7, Vancouver, BC, CANADA, V5N 1W8	0																
Nearest Address	RPM																
Burnaby, BC, CANADA	1903																
3708-3880 Lougheed Highway, Burnaby, BC, CANADA, V5M	2055																
<div><h3>Vehicle Tab Enhancements</h3><table><tr><th><input type="checkbox"/></th><th>Item Name ^</th><th>Actions</th><th>Nickname</th></tr><tr><td><input type="checkbox"/></td><td><input type="text"/></td><td></td><td><input type="text"/></td></tr><tr><td><input type="checkbox"/></td><td>▶ 6100</td><td>     [0]</td><td>Truck 1</td></tr><tr><td><input type="checkbox"/></td><td>▶ 6480</td><td>     [0]</td><td>Car 32</td></tr></table></div>	<input type="checkbox"/>	Item Name ^	Actions	Nickname	<input type="checkbox"/>	<input type="text"/>		<input type="text"/>	<input type="checkbox"/>	▶ 6100	     [0]	Truck 1	<input type="checkbox"/>	▶ 6480	     [0]	Car 32	<p>Some naming conventions for items may make it difficult to distinguish vehicles in the Vehicle Tab.</p> <p>A new optional “Nickname” may now be used to add further identification to items in the list.</p> <p><u>Important Note</u></p> <p>As of this release, the “Classic” view of the Vehicle Tab will be removed from the portal. Only the new “Grid” view will be available.</p>
<input type="checkbox"/>	Item Name ^	Actions	Nickname														
<input type="checkbox"/>	<input type="text"/>		<input type="text"/>														
<input type="checkbox"/>	▶ 6100	     [0]	Truck 1														
<input type="checkbox"/>	▶ 6480	     [0]	Car 32														

In addition to the features above, this release will also include other minor bug fixes and enhancements.

If you have any questions or comments, please do not hesitate to contact us at [support@contigo.com](mailto:support@contigo.com).

Best regards,  
**The Contigo Team**